



Accumulator Guide.
Dwg. - Page Q1.



Bi-rotor Guides.
Dwg. - Page S1.




Bush & Nozzle.
Dwg.-Page G1 to 4.



" C " Guide.
Dwg. - Page R1 to 2.




Cut Eyelet.
Dwg. - Page BC 1 to 2.



Double Flage Eye.
Dwg. - Page BD1.



Deflector Bush.
Dwg - Page I1 to 2.



Dumbbell.
Dwg. - Page I1 to 2.
Table A7.



Eyelet.
Dwg. - Page B1 to 5.
Table A1.



Groove Eye.
Dwg. - Page BB1 to 2.




Hook Guide.
Dwg. - Page U1.




O/E Naval & Odd Eye.
Dwg. - Page BE1 to 3.



Pig Tail.
Dwg. - Pg. JA1 to 2.



Pot Eye.
Dwg. - Pg. Ia1.
Table A6.



Ring/Washer & Disc.
Dwg. - Pg. E1 to 2.
Table A3.



Rod.
Dwg. - Page D1.
Table A4.



Rolley / Pulley.
Dwg. - Page H1 to 5.



Sleeve / Edge Saver.
Dwg. - Page P1.




Sp. Guide - Flat.
Dwg. - Page O1 to 5.



Sp. Guide - Odd .
Dwg.- Pg. OA1 to 14.



Spin Finish Applicator.
Dwg. - Page N1 to 2.



Tensor Cup.
Dwg. - Page F1.
Table A5.



Trap Guide.
Dwg. - Page J1 to 5.



Traverse - Triangle.
Dwg. - Page L1 to 7.



Traverse - Shoe, Odd.
Dwg. - Page L1 to 7.



Tube.
Dwg. - Page C1 to 2.
Table A2.



U/V Yarn path-Eye.
Dwg. - Page KA1 to 2.



U/V Yarn Path-Flat.
Dwg. - Page K1 to 5.



U/V Yarn Path-Groove
Dwg. - Page K1 & K2.



Wire Guide.
Dwg. - Page M1 to 2.